



SECTION 5

5 INSTALLATION

PRODUCT
SPECIFICATION
GUIDE

5.1 INSTALLATION



ABOUT US



Our extensive experience has shown us that some customers desire the peace of mind of having a complete supply and installation service from the manufacturer, therefore ensuring that responsibility for any subsequent issues lies at one point.

With this in mind we are able to offer a unique supply and fit service through our sister company - Wetrooms UK.

Wetrooms UK Limited is an efficient, professional and experienced company which designs, supplies and installs wetrooms to the highest specification.

The expertise behind the company is based on over 30 years' experience in the waterproofing industry.

We have worked with highly prestigious clients in the hotel, spa and leisure industries as well as many domestic house developers.

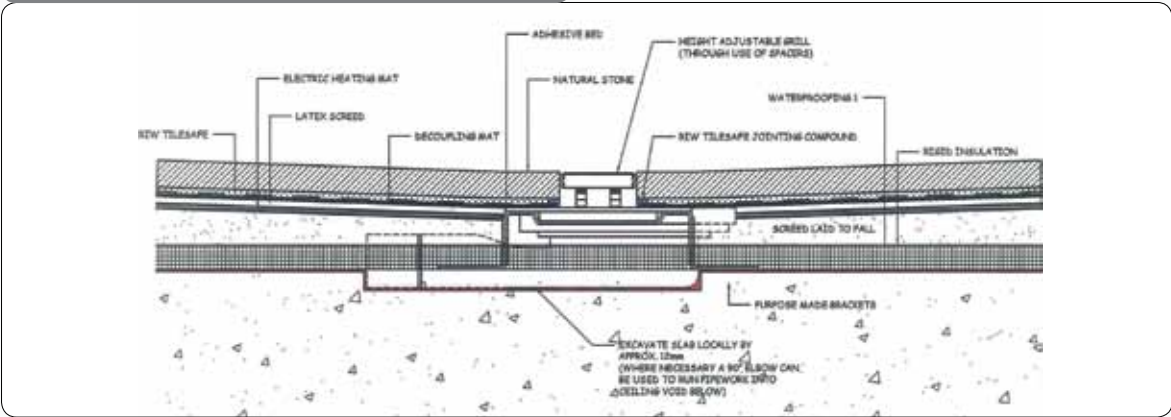
This experience enables us to understand your needs to maximise space and create modern, distinctive and beautiful wetrooms, backed up with specialist guarantees and insurances.

KEY FEATURES

- Consultation and design service
- Supply and installation
- Post-application inspection report
- 10 year installation guarantee
- Optional 10 year insured guarantee



BESPOKE DESIGN AND INSTALLATION



Simplicity and versatility are the key attributes of a fabulous wet room and so too is the bespoke service from Wetrooms UK.

From consultation and design through to supply and installation, we ensure that every detail of your wetroom is absolutely right. Working with architects, design teams and site trades, we create the wetrooms to perfectly fit your requirements.

With our expertise in design and the exclusive use of premium quality products, you can be confident that your wetroom will continue to look and function like new for years to come.

Meeting your expectations to create the ultimate wetroom is our primary focus. This is why our involvement in a project from conception to completion means there is never any compromise on quality.

We simply deliver great design and a beautiful finish.

OUR GUARANTEE

With every installation, Wetrooms UK is able to offer a 10-year company guarantee. In addition we can offer an insured guarantee through Construction Guarantee Services Ltd (CGS), which covers your chosen installation.

Regulated by the Financial Services Authority (FSA), CGS is a completely independent organisation.

- 10 year installation guarantee
- Optional 10 year insured guarantee



Wetrooms UK provide you with peace of mind - guaranteed.

5.1 INSTALLATION

WHAT WE PROVIDE

CONSULTATION AND DESIGN

Our bespoke design service addresses every detail of your wetroom. In addition to creating the right design for each space, we ensure that any potential installation or maintenance issues are eliminated.

TRAINING AND AFTER SALES SERVICE

From classroom and on-site training, to site inspection and testing, we ensure your trades people work to the same high standards to achieve a quality finish.

SUPPLY AND INSTALLATION

With Wetrooms UK you have the peace of mind of our supply and installation service, backed up by our 10 year insured guarantee.

OUR PORTFOLIO

Please see a selection of our clients below.

Hilton

Through our excellent partnership with a leading bespoke glass manufacturer, Wetrooms UK has supplied and installed the wet areas for 75 ensuite bathrooms.



Savoy

For each one of the 110 rooms at this prestigious hotel, Wetroom UK's premium waterproof membrane was the specifier's choice.

Octagon

For every luxurious new home developed by Octagon, our products and services are a required specification.



CASE STUDY I - THE HOTEL

REQUIREMENTS & ISSUES

For this prestigious London hotel, the client requested that all 75 wetrooms had level access and were designed to incorporate large format, whole tiles (without any diagonal cuts for fitting).

Each wetroom was also to be fitted with a linear drain with a screed depth of only 60mm from the concrete slab. In addition, the client also required the rooms to be fully waterproofed including full height on the shower walls and one metre on the wall around the bath area.



SOLUTION

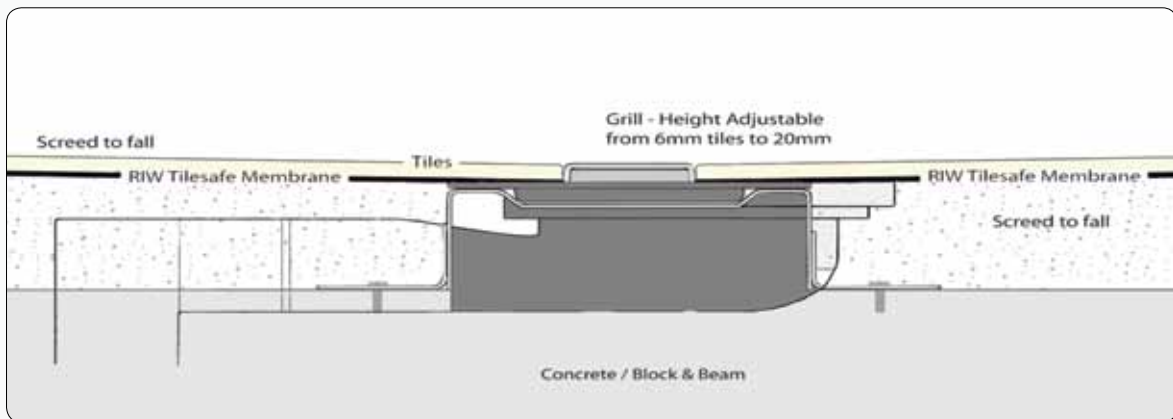
Due to the existing screed depth and the requirement to provide level access, we used the CCL Wetrooms Linear Screed Drain, with an adapted height-adjustable fixing bracket.

The top screed was completely removed in the floor area of the shower (1200mm x 900mm). The concrete slab around the trap and waste area was removed locally to install the trap at the required depth.

The screed in the shower area was then re-laid having gained the 12-15mm fall.

RIW Tilesafe membrane was then installed to all corner-to-corner junctions on the wall and across the entire floor, finishing 75mm up the wall/floor junction. FWM was applied to full height on the walls in the shower and bath areas - linking to the Tilesafe membrane.

CROSS SECTION



5.1 INSTALLATION

CASE STUDY 2 - STUDENT ACCOMMODATION

REQUIREMENTS & ISSUES

The existing bathroom in this student accommodation in Manchester was in a very poor condition. All 364 pod bathrooms had leaks and the vinyl floor finish was in urgent need of replacing.

In addition, the pod floors were of 18mm plywood, constructed on a steel box section frame, which sat on a concrete slab with all drainage above slab level.

The client now wanted the whole floor area to run to the drain as pooling water had become a serious issue. Easy access to the waste and trap was also required for cleaning purposes.

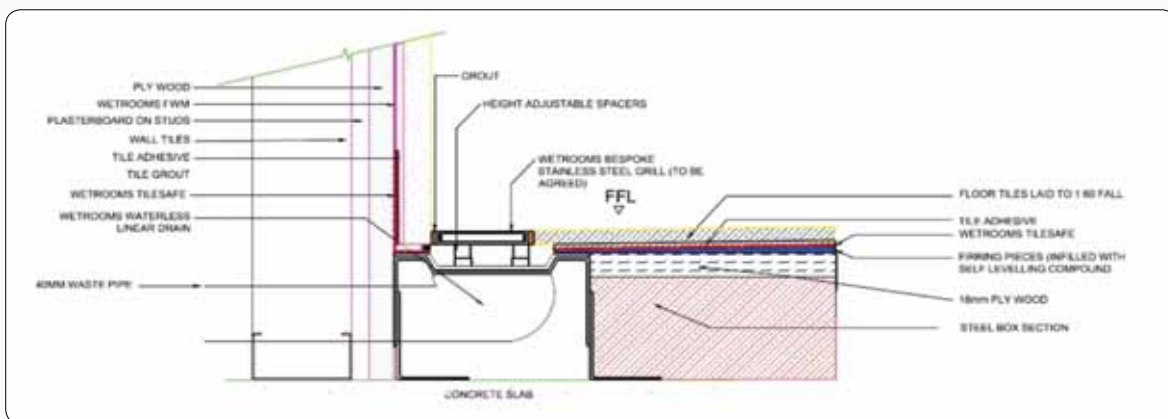


SOLUTION

The CCL Wetrooms Linear Screed Drain was installed directly into the 18mm ply floor but with a ply-routed plate rather than the standard fixing bracket.

Battens were fixed to the existing timber floor and a rapid-set, flexible levelling compound was poured to lay the whole room to falls. The floor was then fully waterproofed with RIW Tilesafe Membrane.

CROSS SECTION



CASE STUDY 3 - LUXURY HOUSING

REQUIREMENTS & ISSUES

This client is a specialist developer of prestigious detached properties in prime town and country locations in the Home Counties.

There are two types of floor construction for these properties: concrete plank or block and beam with insulation and screed, or timber joists and 22mm floorboards.

The required flow rate for the wetrooms must be between 24 litres per minute and 40 litres per minute. All wetrooms are required to have large format tiles or marble slabs.

SOLUTIONS

For concrete plank or block and beam

The CCL Wetrooms Linear Screed Drain was used; however, depending on the flow rate required, the drain was installed with either one or two waste and traps.

To ensure a fully waterproofed wet area, RIW Tilesafe Membrane was installed to the entire floor area, finishing 75mm up the wall/floor junction. FWM was applied to full height on the shower walls linking to the Tilesafe membrane.

For timber joists

The CCL Wetrooms Linear Wet-Dec was used for this type of floor construction.



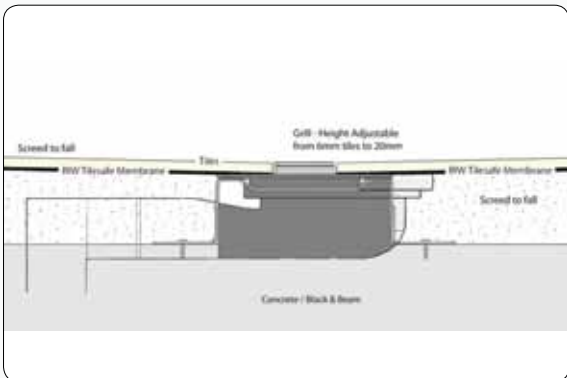
The Wet-Dec's are available in a range of sizes and are trimmed to fit the required shower area. An 18mm plywood floor was constructed at joist level with waste and traps installed within the joist space.

Up to three of these waste and traps were installed depending on the flow rate required. The Wet-Dec, with its pre-built drainage slopes, then replaced the floorboards in the shower area.

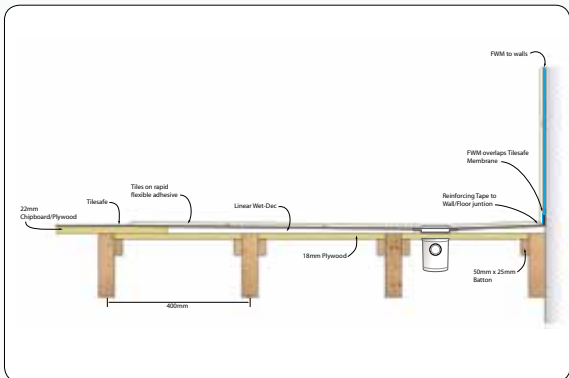
Once the Wet-Dec was installed, the area was fully waterproofed with RIW Tilesafe Membrane and FWM to the full height of the walls.

CROSS SECTIONS

For concrete plank or block and beam



For timber joists



5.1 INSTALLATION

EXPERT INSTALLATION



TECHNICAL SUPPORT

For technical assistance please contact our experienced technical department who will be happy to assist in the following;

- Project design
- Product specification
- CAD drawings
- Method statements

TECHNICAL SEMINARS

We are able to provide CPD based seminars designed to provide guidance on key wetroom design considerations such as;

- Design and layout
- Drainage
- Waterproofing
- Flow rates

For further information please contact our technical department.

TECHNICAL ADVICE

Our team of technical advisors are able to visit you to provide a professional advisory service and assist with project design and specification.

We are also able to attend site to provide technical support and assistance.

TECHNICAL ENQUIRIES

TEL: 0844 327 6002

Fax: 01256 765100

technical@ccl-wetrooms.co.uk

www.ccl-wetrooms.co.uk

CCL Specialist Supplies Ltd

Lodge Farm
Hook Road
North Wamborough
Hook
RG29 1HA



INSTALLATION

With over 30 years experience in the waterproofing industry, our involvement in a project from conception to completion ensures that quality is never compromised.

Our services include;

- Design and installation
- 10 Year Insured Installation guarantee
- On-site training

INSTALLATION ENQUIRIES

TEL: 0845 045 6001

Fax: 01256 765100

enquiries@wetroomsuk.co.uk

www.wetroomsuk.co.uk

Wetrooms UK Ltd

Lodge Farm, Hook Road
North Wamborough
Hook
RG29 1HA



part of
the CCL
group



PEACE OF MIND
GUARANTEED